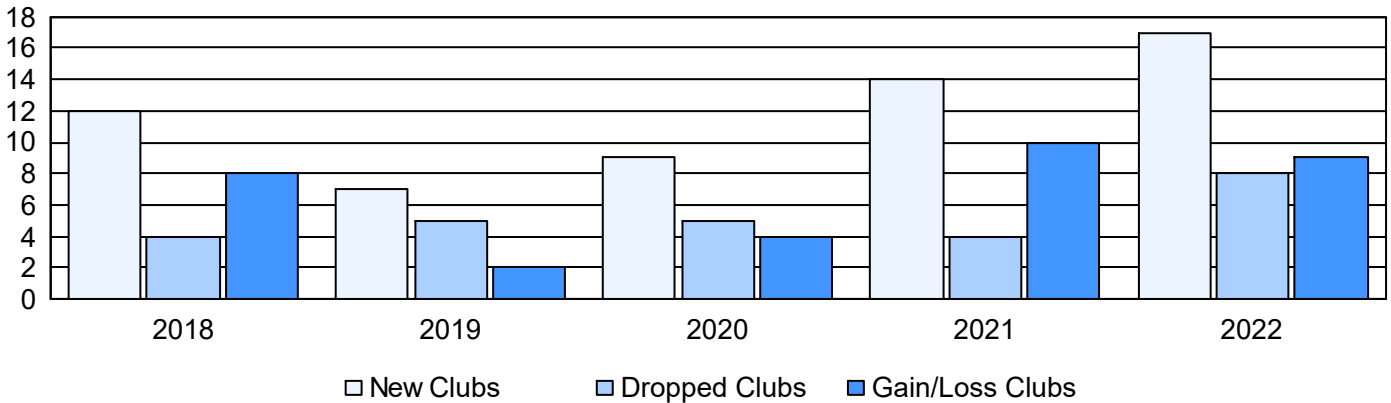
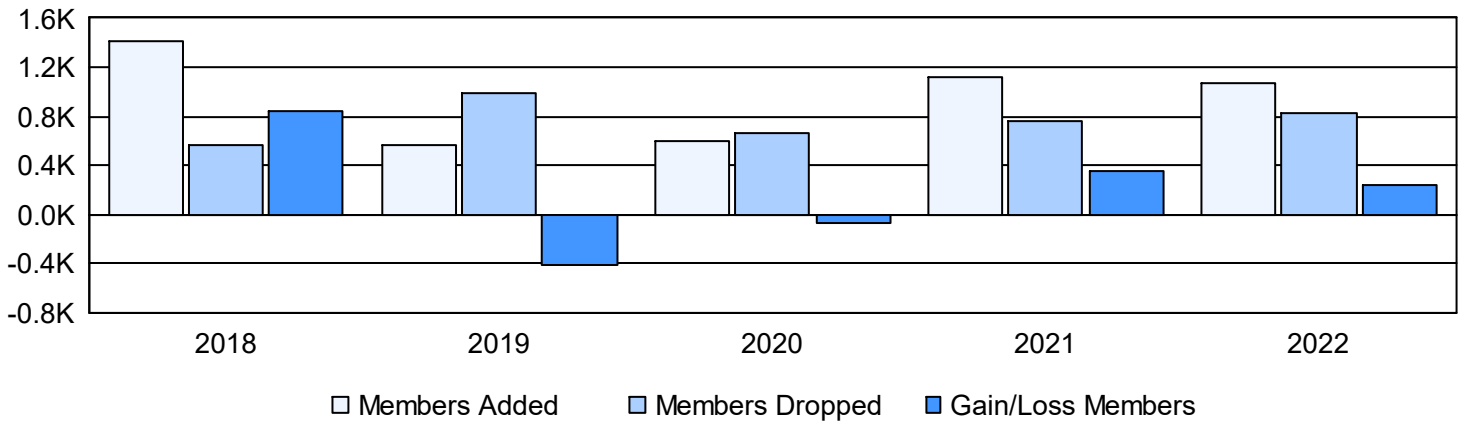


Year	New Clubs	Dropped Clubs	Gain/ Loss Clubs	New Members	Charter Members	Reinstate Members	Transfer Members	Total Member Added	Total Members Dropped	Gain/ Loss Members
2017-2018	12	4	8	1,084	292	28	2	1,406	567	839
2018-2019	7	5	2	339	188	42	2	571	981	-410
2019-2020	9	5	4	324	241	24	6	595	671	-76
2020-2021	14	4	10	672	378	65	3	1,118	768	350
2021-2022	17	8	9	560	424	77	6	1,067	832	235
Average	12	5	7	596	305	47	4	951	764	188

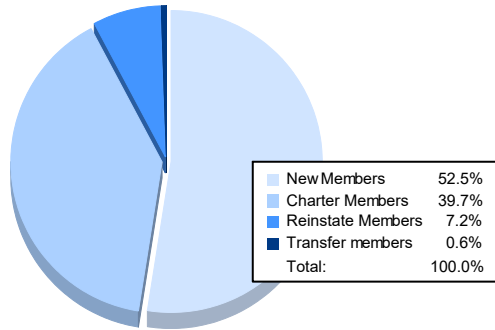
Clubs



Members



Membership Composition June 2022 Cumulative



Gender Composition June 2022 Cumulative

